


REPORT ON FIRST EARLY CLINICAL EXPOSURE 09 – 04 – 2022

 Office of the Medical Superintendent
Arunai Medical College and Hospital
Velu Nagar, Thenmarur, Tiruvannamalai – 606 603.
Email:ms@amctvm.org

AMC/Academic/Clinical Exposure /03-04.22 08.04.2022

Circular


As decided in the College Council meeting the first session of “Early Clinical Exposure” for the first MBBS student has been arranged on 08.04.2022. Between 08:30 AM to 09:30 AM.
(9/4/2022)

Total of 141 students joined till 08.04.2022 has been divided into Ten Batches as per their Roll No and Allotted to Ten Clinical Departments as noted below.

All students are instructed to assemble at Lecture Hall -1 at 08:15 AM on 09.04.2022. They will be taken batch wise to the corresponding clinical Department. The faculty identified by the HODs of respective Department will interact with the students as per the time schedule i.e., 08:30 AM to 09:30 AM.

All students are instructed to come with a white coat & stethoscope.

S.NO	ROLL.NO	DEPARTMENT	DOCTORS
1	1 TO 14	GENERAL MEDICINE	DR.KANIMOZHI
2	15 TO 28	GENERAL SURGERY	DR.JAYAKUMAR
3	29 TO 42	OBSTETRICS & GYNAECOLOGY	DR.VISHNU PRIYA
4	43 TO 56	PAEDIA TRICS	DR.ELUMALAI
5	57 TO 70	ORTHOPAEDICS	DR.SEDHURAMAN
6	71 TO 84	ENT	DR.HARISHVEL
7	85 TO 98	OPHTHALMOLOGY	DR.MOHAMMED SAYEE
8	99 TO 112	EMERGENCY MEDICINE	DR.SENTHAMARAI KANNAN
9	113 TO 126	RADIOLOGY	DR.TAMILARASAN
10	127 TO 141	BLOOD BANK	DR.JANANI


MEDICAL SUPERINTENDENT
MEDICAL SUPERINTENDENT
ARUNAI MEDICAL COLLEGE AND HOSPITAL
TIRUVANNAMALAI - 606 603.

Copy to:
Dean
Deputy Director
HODs
Curriculum Coordinator
MEU Coordinator
HR Manager
AO

CLINICAL WRITE UP

Name of the Department: General Medicine

Name of the Faculty:

Teaching / Activities Performed:

09/04/2022
ARUNAI MEDICAL COLLEGE AND HOSPITAL
1st YEAR MBBS
EARLY CLINICAL EXPOSURE

Roll no STUDENT ROLL NO: 3/4/6/7/8/9/10/11/12/13/14/16/17/18
PRESENT

Roll no FACULTY NAME (DEPARTMENT) DR. M. SUDHAKAR/UM
1/2/5/15 ABSENT
CLASSES TAKEN / DEMONSTRATION SKILLS SHOWN / AREA VISITED:

- ① ~~star~~ visited mmw (more medical case)
- ② communication to the patient ~~each~~ (each student spoke to his partner)
- ③ students seen pedal edema
- ④ LAB values were done - FBS/RBS/PPD

FACULTY SIGNATURE M. J. J.

HOD SIGNATURE M. J. J.



Name of the Department: General Surgery

Name of the Faculty:

Teaching / Activities Performed:

09/04/2022

ARUNAI MEDICAL COLLEGE AND HOSPITAL

1st YEAR MBBS

EARLY CLINICAL EXPOSURE

STUDENT ROLL NO:
19, 20, 21, 22, 23, 24,
26, 27, 28, 29, 30, 31,
32, 34.

FACULTY NAME (DEPARTMENT)
DR. JAYAKUMAR
General Surgery

CLASSES TAKEN / DEMONSTRATION SKILLS SHOWN / AREA VISITED:

- ① History taking
- ② Surgical examination
- ③ Hospital reception, OPD, ward.

FACULTY SIGNATURE
Jayakumar

HOD SIGNATURE
S. Vallabhal

DR. S. VALLABHAL M.S.
REG. NO. 302201
HEAD OF THE DEPARTMENT
DEPARTMENT OF GENERAL SURGERY
ARUNAI MEDICAL COLLEGE & HOSPITAL
THIRUVANNAMALAI - 606 603.



Name of the Department: OBSTETRICS & GYNAECOLOGY

Name of the Faculty:

Teaching / Activities Performed:

09/04/2022

ARUNAI MEDICAL COLLEGE AND HOSPITAL
1ST YEAR MBBS
EARLY CLINICAL EXPOSURE

STUDENT ROLL NO: 41, 45, 38, 46 35, 36, 37, 40 42, 43, 44, 47, 48, 49	FACULTY NAME (DEPARTMENT) Prof. Vijaya koothan (HOD - O/G) Dr. Artheeswari (SR - O/G)
---	---

CLASSES TAKEN / DEMONSTRATION SKILLS SHOWN / AREA VISITED:

Classes taken: Expectation of an Indian doctor according to NMC guidelines
What is a professionals?
How it is different from the rest of the professions

Area visited: Department of Obstetrics and Gynaecology OPD, ward & Labour room

Vijaya
Artheeswari

FACULTY SIGNATURE
R. Artheeswari
Dr. R. ARTHEESWARI
(Dr. R. ARTHEESWARI)
Reg. No: 118160
SENIOR RESIDENT
DEPARTMENT OF OBSTETRICS AND GYNAECOLOGY
ARUNAI MEDICAL COLLEGE AND HOSPITAL,
TIRUVANNAMALAI - 606 603.

HOD SIGNATURE
Prof. Dr. VIJAYA KOOZHAN
MBBS, MCOG, FMS, PGD Anesthesia, Medicine,
HEAD OF THE DEPARTMENT
DEPARTMENT OF OBSTETRICS AND GYNAECOLOGY
ARUNAI MEDICAL COLLEGE AND HOSPITAL
TIRUVANNAMALAI - 606 603.



Name of the Department: PAEDIATRICS

Name of the Faculty:

Teaching / Activities Performed:

09/04/2022

ARUNAI MEDICAL COLLEGE AND HOSPITAL

1st YEAR MBBS

EARLY CLINICAL EXPOSURE

STUDENT ROLL NO:	FACULTY NAME (DEPARTMENT)
1) P. Jakhmipriya - 53	8) S. paari - 66
2) B. S. Komala - 52	9) A. Mohammad Uwaish - 60
3) K. Mounika - 62	10) H. Mohammad Asmathubeen - 59
4) K. Nithyashree - 65	11) R. Lenin - 55
5) S. Monika - 61	12) P. LeelaSainam - 54
6) K. Madhumitha - 57	13) A. Kishore Kannan - 51
7) S. Logeswari - 56	14) P. Naveen Kumar - 63

CLASSES TAKEN / DEMONSTRATION SKILLS SHOWN / AREA VISITED:

- * Introduction about Paediatrics.
- * Equipment used in the Paediatric OPD.
- * cold chain, ILR.

FACULTY SIGNATURE
Dr. Elumalai. A.
(Asst. Prof)
9/4/22

HOD SIGNATURE
For HOD's
Prof. (Dr. Gayatri Vignay-S)
Associate Professor

HEAD OF THE DEPARTMENT
DEPARTMENT OF PAEDIATRICS
ARUNAI MEDICAL COLLEGE AND HOSPITAL
TIRUVANNAMALAI - 606 604



Name of the Department: ORTHOPAEDICS

Name of the Faculty:

Teaching / Activities Performed:

09/04/2022

ARUNAI MEDICAL COLLEGE AND HOSPITAL
1ST YEAR MBBS
EARLY CLINICAL EXPOSURE

STUDENT ROLL NO: *BT 2070*

FACULTY NAME (DEPARTMENT)
Dr. Senthil Kumar
Dr. M. Tamil Selvan

CLASSES TAKEN / DEMONSTRATION SKILLS SHOWN / AREA VISITED:

- Op + I-p clinical orthopaedics cases.
- operation theatre.
- History taking + Examination.
- x-ray reading & orthopaedic findings.

Tamil Selvan
FACULTY SIGNATURE

Senthil Kumar
HOD SIGNATURE

Dr. TAMILSELVAN, M. M.S. (ORTHO).
Regd. No: 108959
ASSISTANT PROFESSOR,
DEPARTMENT OF ORTHOPAEDICS,
ARUNAI MEDICAL COLLEGE & HOSPITAL,
TIRUVANNAMALAI - 606 003.

Dr. SENTHIL KUMAR, A.T. M.S. (ORTHO).
Regd. No: 79106
PROFESSOR & HOD,
DEPARTMENT OF ORTHOPAEDICS,
ARUNAI MEDICAL COLLEGE & HOSPITAL,
TIRUVANNAMALAI - 606 003.

Name of the Department: ENT

Name of the Faculty:

Teaching / Activities Performed:

09/04/2022

ARUNAI MEDICAL COLLEGE AND HOSPITAL
1ST YEAR MBBS
EARLY CLINICAL EXPOSURE

STUDENT ROLL NO:
97, 96, 87, 85,
91, 94, 83, 84,
88, 86, 89, 92,
90, 93.

FACULTY NAME (DEPARTMENT)
DR. HARISH VELU

CLASSES TAKEN / DEMONSTRATION SKILLS SHOWN / AREA VISITED:
Class taken on basis of ENT, Common cases in ENT,
surgeries in ENT.
Demonstrated on how to use ENT instruments, Endoscopes,
Audiometry
Alla visitat: ENTOPD, speech therapy, Audiology, ENT ward.

Dr. Harish Velu
FACULTY SIGNATURE

K. Sathyamoorthy
HOD SIGNATURE
Dr. SATHYAMOORTHY, M.D.,
Reg. No: 99159
ASSISTANT PROFESSOR,
DEPT. OF ENT
ARUNAI MEDICAL COLLEGE & HOSPITAL,
THIRUVANMIYUR - 606 603.



Name of the Department: OPTHALMOLOGY

Name of the Faculty:

Teaching / Activities Performed:

09/04/2022
ARUNAI MEDICAL COLLEGE AND HOSPITAL
1st YEAR MBBS
EARLY CLINICAL EXPOSURE

STUDENT ROLL NO: 98 - 116
FACULTY NAME (DEPARTMENT): Dr. Sayee & Dr. Gayathri

CLASSES TAKEN / DEMONSTRATION SKILLS SHOWN / AREA VISITED: → OPD

- Basics of optics	Instruments in OPD
- Basics of anatomy of eye	- Slit-lamp
- Basics of physiology of eye	- Direct ophthalmoscope.
	- Retinoscope.
	- Auto Refractor.
	- B-Scan.

FACULTY SIGNATURE: [Signature]
For HOD SIGNATURE: [Signature]

ARUNAI MEDICAL COLLEGE & HOSPITAL
DEPARTMENT OF OPTHALMOLOGY
TIRUVANMIYUR 605 007

ARUNAI MEDICAL COLLEGE & HOSPITAL
DEPARTMENT OF OPTHALMOLOGY
TIRUVANMIYUR 605 007



Name of the Department: EMERGENCY MEDICINE

Name of the Faculty:

Teaching / Activities Performed:

09/04/2022

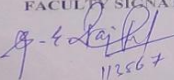
ARUNAI MEDICAL COLLEGE AND HOSPITAL
1ST YEAR MBBS
EARLY CLINICAL EXPOSURE

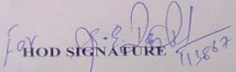
STUDENT ROLL NO: 118, 119, 121, 122, 123,
124, 125, 126, 127,
128, 130, 131, 133,
134, 143

FACULTY NAME (DEPARTMENT)
DR. RAJ PRABHAKAR, SE.
SENIOR RESIDENT
DEPT. OF EMERGENCY MEDICINE

CLASSES TAKEN / DEMONSTRATION SKILLS SHOWN / AREA VISITED:

1. BASIC VITALS & NORMAL RANGES CLINICAL
2. PHYSIOLOGY AND ANATOMY BASIC & APPLIED
BASICS COPD.
3. BASIC LIFE SUPPORT
& SKILL DEMONSTRATION & HIGH QUALITY CPR
4. INTRODUCTION TO THE ART OF HISTORY TAKING
AND PHYSICAL EXAMINATION AND ITS
IMPORTANCE IN DAY TO DAY CLINICAL PRACTICE.

FACULTY SIGNATURE

112567

HOD SIGNATURE

112567

Head of the Department
Department of Emergency Medicine
Arunai Medical College & Hospital
Thenmathur, Tiruvannamalai.



Name of the Department: RADIOLOGY

Name of the Faculty:

Teaching / Activities Performed:

09/04/2022

ARUNAI MEDICAL COLLEGE AND HOSPITAL
1st YEAR MBBS
EARLY CLINICAL EXPOSURE

STUDENT ROLL NO:	FACULTY NAME (DEPARTMENT)
135	147
136	148
137	149
138	
139	
140	
141	
142-absent	
143-absent	
144	
145	

CLASSES TAKEN / DEMONSTRATION SKILLS SHOWN / AREA VISITED:

Basics of x-rays & Parts of x-rays.
Basics of Ultra Sound.

V. Tamilarasan
FACULTY SIGNATURE

V. Tamilarasan
HOD SIGNATURE
DR. V. TAMILARASAN, M.B.B.S. M.D. (RD)
REG. No. 95121
ASSOCIATE PROFESSOR,
HEAD OF THE DEPARTMENT RADIOLOGY,
ARUNAI MEDICAL COLLEGE AND HOSPITAL,
TIRUVANMALAI - 606 603.



Name of the Department: BLOOD BANK

Name of the Faculty:

Teaching / Activities Performed:

09/04/2022
ARUNAI MEDICAL COLLEGE AND HOSPITAL
1st YEAR MBBS
EARLY CLINICAL EXPOSURE

STUDENT ROLL NO: 150-161. FACULTY NAME (DEPARTMENT)
DR. B. JANANI. MD (PATHOLOGY)
SENIOR RESIDENT
Dept. of Pathology..

Roll No: 151, 152, 153, 154,
155, 156, 157, 158, 159,
160, 161, 162.

CLASSES TAKEN / DEMONSTRATION SKILLS SHOWN / AREA VISITED:
Pathology.
Blood Banking - Collection of Donor blood,
Processing and storage.
- Whole Blood, Blood Components and Blood Derivatives.
- Demonstration of Hb Estimation.

B. Janani
9/4/2022
FACULTY SIGNATURE

For B. Janani
9/4/2022
HOD SIGNATURE
ASSOCIATE PROFESSOR
DEPARTMENT OF PATHOLOGY
ARUNAI MEDICAL COLLEGE & HOSPITAL
TIRUVANNAMALAI - 606 603.

Student's reflection and feedback on ECE sessions

Name:- Apurnesh.R

Department:- General Medicine.

Date:- 9/4/22

It was a very good experience and we got an exposure on how to interact with people and patients there. We had a very special and memorable experience on how to use a stethoscope and we had a chance to use it on one of the patient. We met an old person who had edema and we interacted with him. We expect much more cases like these.

Department : General Medicine.

A. Ashvika Raj

It's good, I learn how to behave with patients and I learn about edema (pathological effect) from a patient, and what kind of cause, and its effects.

I learn how the organs will link one another by an infection. and how this ^{infection} is passing to other uninfected areas.

General Surgery - ECE Day 1. feedback.

Today we learn about how to take History Taking and few outline about cancer and how to identify and diagnose the patients. how to identify the patient, symptom about the disease, past History family History and provisional diagnosis. clearly learn about Socioeconomic status of patients. we have seen the colon cancer patient and appendix patients and haemorrhoid patient. It was very helpful to us.

Department: General surgery.

→ It ~~was~~ ^{was} a awesome session. We learnt about the things like how to treat patients

And we learnt about how to interact with patients and we directly interacted with the patients who were in general surgery waiting room.

And we learnt about different cases about Piles, Appendicitis, colon cancer

And general surgery sis took us to the operation theatre and he explained it and we ~~play~~ played role as patients and doctors about the topics like headache, thyroid, and abdomen pain.

- Dhanushya. G.L.

OBSTETRICS & GYNAECOLOGY

We were exposed to the different kinds of technology and equipments used in gynaecology.

The session was very useful. The techniques were clearly explained and demonstrated.

The experience was wholesome.

Obstetrics and Gynaecology:

Well explained about all the equipments used in this department, well explained about interaction with patients. It would be much better for us to learn if we had some quite a good amount of patient flow, ~~and~~ it would be better to allot more time for this session. (ECE).

Pediatrics

- We have learned about Breast feeding and its importance for neonatal.
- We have learned about Bio-medical waste management
 - yellow colour Bin refers to Anatomical waste
 - green colour Bin refers to Municipality handling waste
 - Red colour Bin refers to Bio-hazardous waste
- In pediatrics, Emergency tray is containing drugs like dextrose, Diazepam, NS some like that.
- Tray is containing Adrenaline
- Neo-natal weight calculating machine we have seen
- Length/weight charts for both boys and girls we have seen
- Vaccination schedule for children we have learnt.
- Ice fixed refrigerator, in this we may preserve Vaccine.
- oxygen cylinders also we have seen.

Pediatrics - ECE Day 1 Feedback

Today we learnt about the instruments used to measure height, weight of the children & in addition sir explained about the importance of breast feeding & in introduction sir gave an difference between pediatrics & other departments.

Finally, he shown us the emergency injectables in the tray which is to be given to the children.

ENT DEPARTMENT

As we attended our first early clinical session in ENT department, we learnt about the equipments used and the methods undertaken towards the patient. We saw a patient undergone right ear surgery & enquired her signs & symptoms. We learnt the techniques to handle patients both manual & automated form. We got to know about the major diseases concerned with ENT. Overall, the session was very much useful & we get to know many new things after this session.

Early Clinical Exposure

Name: S. Pavan

Department exposed: Orthopedic

Date : 09/04/2022.

It was a nice experience. We visited Out Patient Department. We visited Physiotherapy Corner. And we visited in Patient ward too. We heard that Eye of Orthopedic is X-ray. We sensitized with plates, nails and screws by seeing them.

ECE - Department Visited - Ophthalmology

This day 9/4/22 - We visited the ophthalmology department, learnt about the instruments used in diagnosis that included Retinoscope, Slit lamp, B-scan & Ophthalmoscope. We learnt the usage methods for in each of it, also had in-hand experience for the same. Further we learnt about various vision lenses and were introduced to B-Scan of the eye. A female subject was provided for whom we learnt how to use retinoscope & Ophthalmoscope.

TANUSHA RUPA DARSHANIR

Ophthalmology

We had an opportunity to visit the ophthalmology department at Arunai Medical college and Hospital today 9th April 2022.

A batch of 14 students learnt about Retinoscope, Slit lamp and its parts, we also got to check the cornea of our students, saw an artery and vein in the eye of an attender, the faculty also taught us about Ultrasound B-scan and happened to learn some basic etiquettes a doctor should follow with patients.

- BATCH 7 boys

Surya M
Vishal M
Srikanth
Sriharsh
Sridhar

Emergency Medicine

In emergency medicine we had learnt a lot of things like Basic life support and about emergency drill and specially about a common lung disease COPD. We learnt about CPR and also worked out on compressing the medial part of sternum so as to restart the function of heart in case of any casualties.

We really had enjoyed a lot and experience something new. We would also like to have many such type of field work related programmes in future. Thank you for conducting this event and helping us on learning something so crucially important as such.

Emergency Medicine

We have learnt about importance of Basic life support and its essentials and various rates such as pulse rate, respiratory rate, saturation state and how to measure the pulse rate, carotid artery rate and how to give the CPR in emergency condition and finally about the procedure of giving CPR to an adult, children and infants.

V Gokul Krishna

FEEDBACK ON RADIOLOGY

They approached ^{us} as well. Department of radiology sir taught basics very well.

We learned the difference between radiation & non radiation scans.

We got some idea about radiology.

Different types & different parts of ~~an~~ X-rays & Ultrasound were shown.

Different types of equipments were explained in detail.

It was so much interesting

And we are so curious & eager to learn more next time.

The ^{one} ~~only~~ and only negative part is time was not sufficient enough. *

Thank you for this wonderful opportunity.

D VIJAYAVENSHAN (Radiology)

First Year MBBS
Arunai Medical College

I went to the Radiology Department it was very interesting learned more about X-rays CT scan Ultrasound and the diseases diagnosed. Dr. Tamil sir and Dr. Ramu sir explained well and made the session interesting we also saw how they diagnose a patient.

Thank you

Blood Bank

I have learned how the blood is collected from the donor & what are the questions we should ask to the donor, Types of donors, what are the anticoagulants, Blood storage bag types, what are the procedures to separate the components of blood.